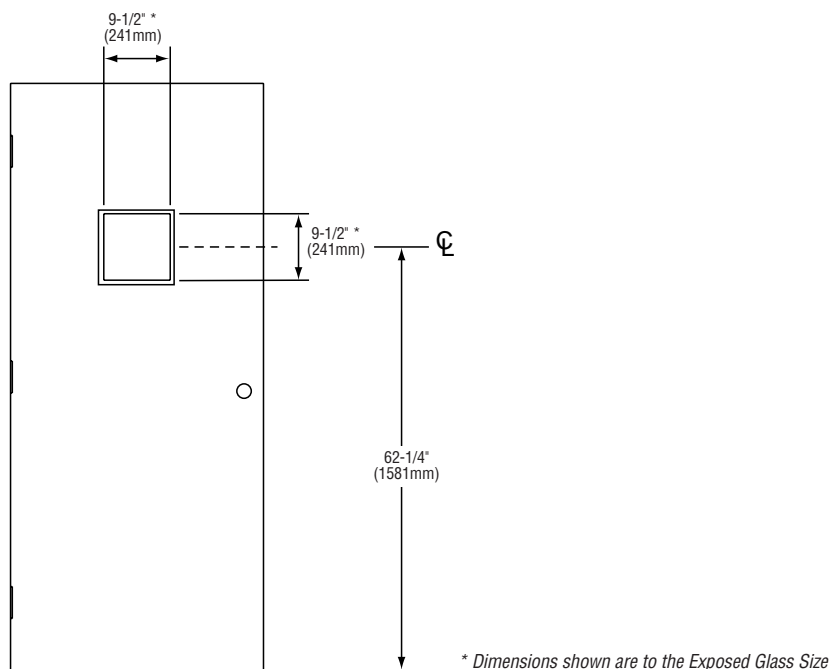


# STEELCRAFT®

## VISION LITE (Maximum 1/2" Thick Glass)



### VISION LITE DOOR DESIGN:

The V Lite designation is for a door with a small square window located in the top of the door. The glass size will remain constant regardless of the door size, and the lite location is held constant from the bottom of the door.

### GLAZING BEAD SYSTEM:

1/4" (6mm) thick glass lites are available as standard with the Steelcraft Dezigner® trim system.

1/2" (13mm) thick insulated glass lites, are available as an option with the Steelcraft Dezigner trim system for insulated glass.

Insulated glass lites thicker than 1/2" (13mm) are available as an option with specially designed overlapping steel trim.

### ORDERING NOMENCLATURE:

The door ordering nomenclature described on page D-2 is suffixed with the letter V.

### DOOR SERIES AVAILABLE:

Vision Lite kits are available for the following door series in all of their standard options and gages: L, B, and T-Series.

### GLASS LITE SIZES:

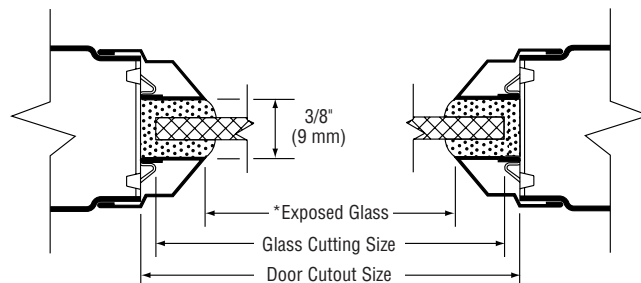
The following critical dimensions apply to the standard Steelcraft V Lite (vision lite) window designs:

**Exposed Glass Size** = 9 1/2" (241mm) square

**Glass Cutting Size** = 10 5/8" (270mm) square

**Door Cutout Size** = 11" (279mm) square

### GLAZING DETAILS:



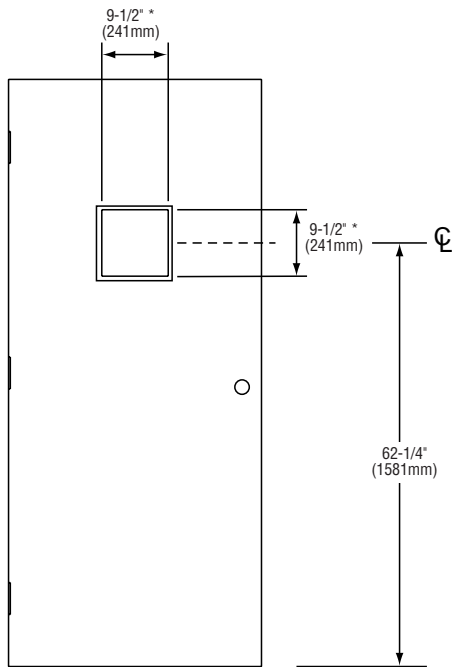
Details are subject to change without prior notice.

© 2000 Steelcraft Co.  
Printed in USA

**IR** Security & Safety®  
Proven Source. Proven Solutions.™

Spec Manual  
Rev. 5/2002

**GLF1-1**



\* Dimensions shown are to the Exposed Glass Size

### VISION LITE DOOR DESIGN:

The V-Lite designation is for a door with a small square window located in the top of the door. The glass size will remain constant regardless of the door size, and the lite location is held constant from the bottom of the door.

### GLAZING BEAD SYSTEM:

1/4" (6mm) thick glass lites are available as standard with the Steelcraft Dezigner® trim system.

1/2" (13mm) thick insulated glass lites, are available as an option with the Steelcraft Dezigner trim system for insulated glass.

Insulated glass lites thicker than 1/2" (13mm) are available as an option with specially designed overlapping steel trim.

### ORDERING NOMENCLATURE:

The door ordering nomenclature described on page D-2 is suffixed with the letter **V**.

### DOOR SERIES AVAILABLE:

Vision Lite kits are available for the following door series in all of their standard options and gages: L and B-Series.

### GLASS LITE SIZES:

The following critical dimensions apply to the standard Steelcraft V Lite (vision lite) window designs:

**Exposed Glass Size** = 9 1/2" (238mm) square

**Glass Cutting Size** = 10 5/8" (270mm) square

**Door Cutout Size** = 11" (279mm) square

### GLAZING DETAILS:

