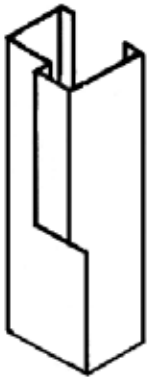
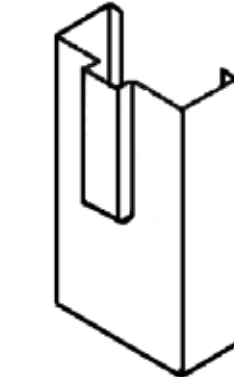
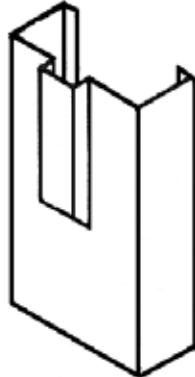


## HOSPITAL STOPS (TERMINATED OR SANITARY STEPS)

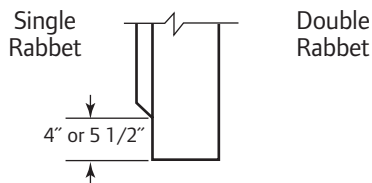


**SINGLE RABBET**

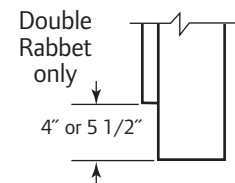


**DOUBLE RABBET**

### 45° HOSPITAL STOPS



### 90° HOSPITAL STOPS



**NOTE:**

1. 45° hospital stops are measured from the bottom of the frame to the bottom of the 45° stop miter.

**Application:**

Frames with hospital stops are primarily used in the health care segment where cleanliness is required. Frames with optional hospital stop preparations include stops which do not run the full height of the frame. The stop terminates above the floor line and is closed with a 45° or 90° angle.

**Purpose:**

The stop terminating above the floor line allows for easier cleaning and minimizes the build-up of germs, bacteria and residue at the floor level of the door opening.

**Product Availability:**

- This frame option is available for the following Steelcraft Series Frames:
- **Single Rabbet 45°** only: F16 and F14;
  - **Double Rabbet 45°**: FN16, FN14, F16, F14, DW16, DW14, K16, K14, MU16 and MU14;
  - **Double Rabbet 90°**: FN16, FN14, F16, F14, DW16, DW14, K16, K14, MU16 and MU14.

**Labeled Application:**

- Maximum 3 hour approval in sizes up to 4' 0" x 8' 0" single doors or 8' 0" x 8' 0" pairs. Refer to section 9 of this manual for fire rated approvals
- Frames with hospital stop are available for smoke and draft applications.