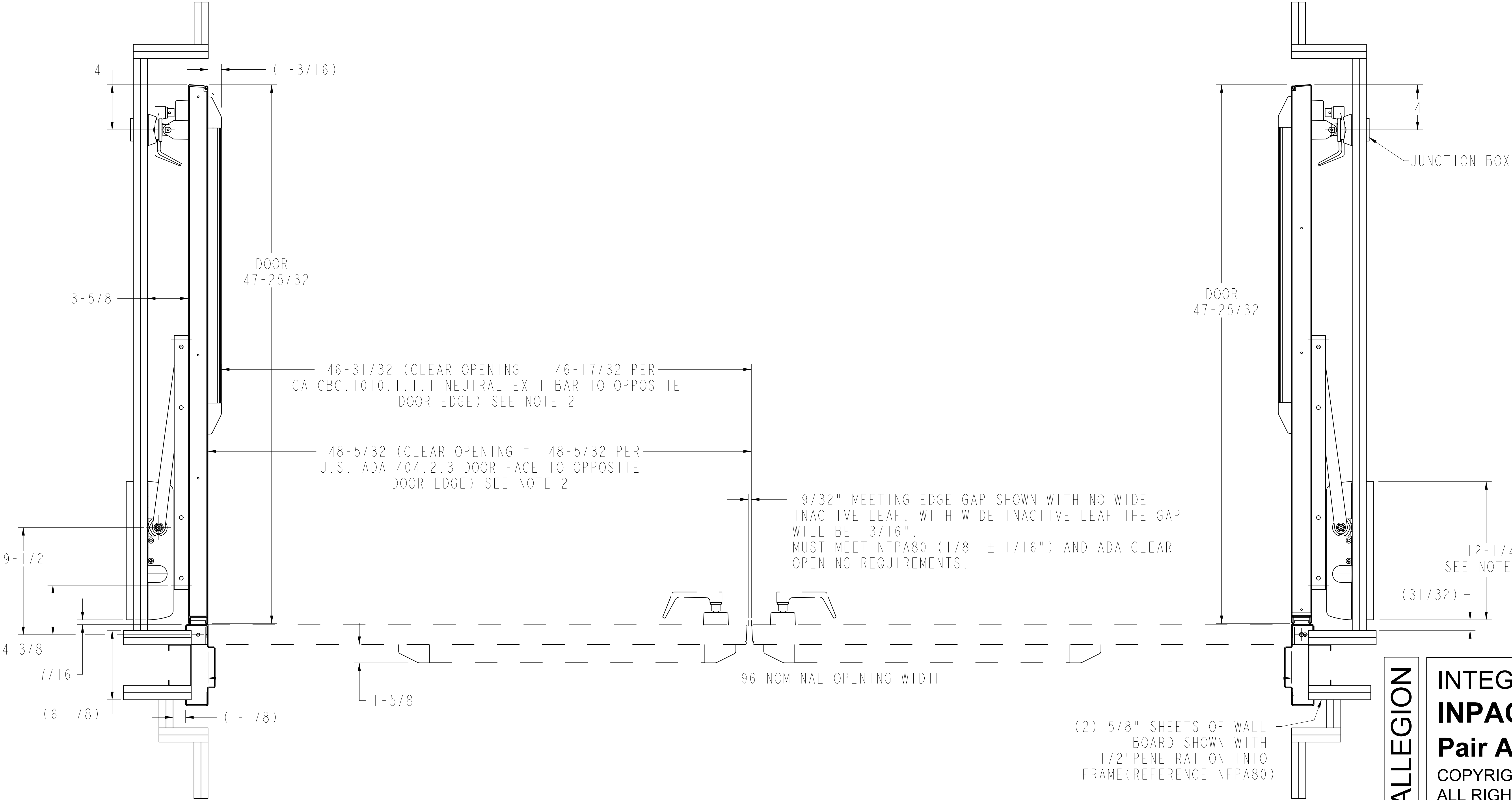
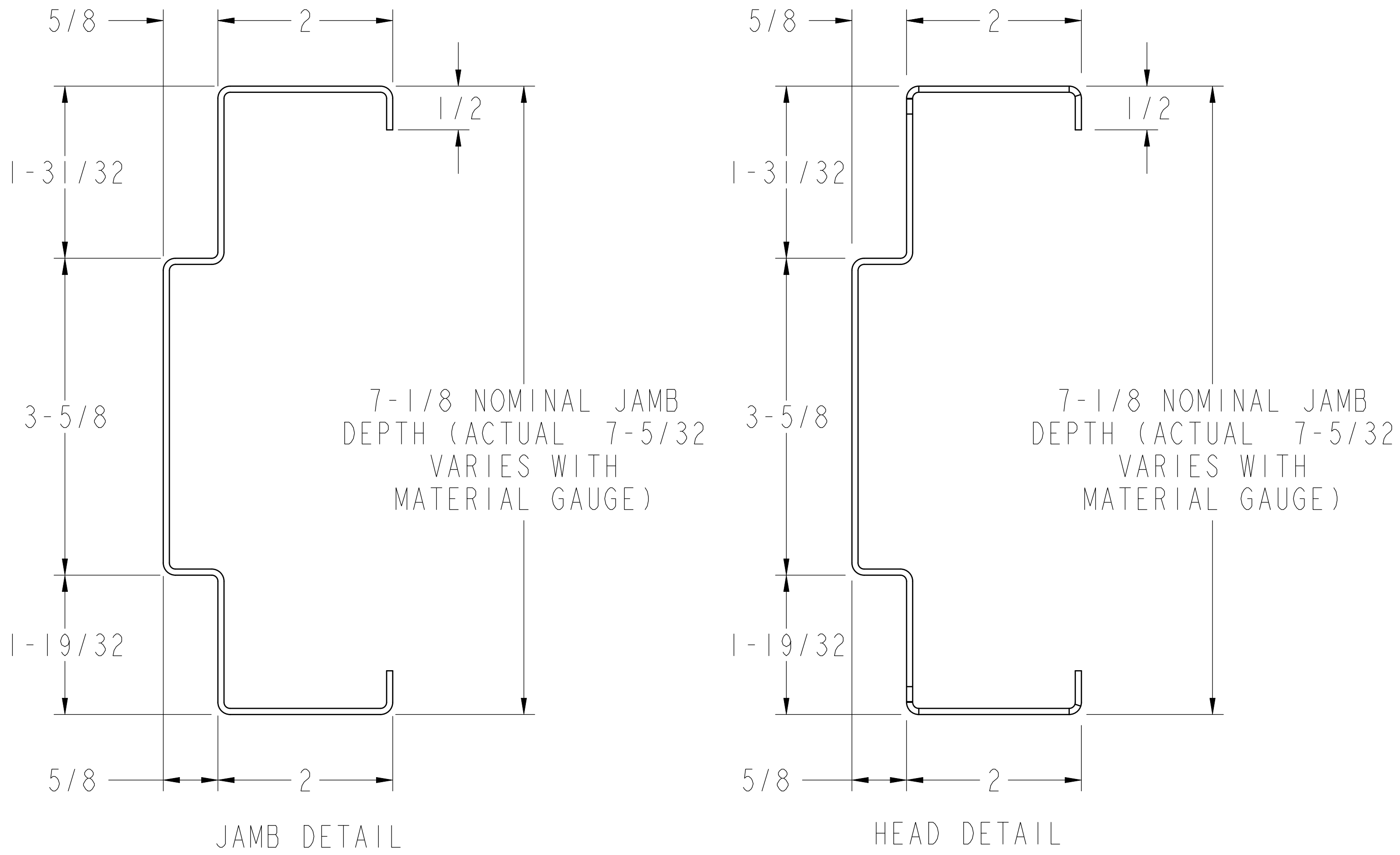


PARTS LIST				
SL. NO.	QTY.	DESCRIPTION	MODEL	BRAND
1	2	POCKET PIVOT	91105F	IVES
2	2	INSET CVR EXIT DEVICE WITH LBR OPTION X TRIM	94/9547 (LBR) (PUSH SIDE) X 940 L-BE (PULL SIDE)	VON DUPRIN
3	2	WALL MOUNTED TRACK ARM CLOSER	4000T	LCN
4	2	MAGNETIC DOOR HOLDER	SEM 7850	LCN
5	2	DOORS (ADD ADA LIGHT IN CROSS CORRIDOR HEALTHCARE APPLICATIONS)	L18 HC CORE	STEELCRAFT
6	1	FRAME (CONSIDER I4GA AND HIGH FREQ HINGE REINF)	F16 SHOWN (F14 FOR BETTER INSTALL)	STEELCRAFT
7	2	PERIMETER & MEETING EDGE GASKETING (N/A FROM STL)	488/188 & 328	ZERO, OTHERS

NOTES:

1. MAX 8’0" (96") NOMINAL OPENING WIDTH (SHOWN). DOORS ARE DOWNSIZED FOR TYP 3/32" GAPS AT BEVELED DOOR EDGES, AND FOR HINGES.
2. FORMULA FOR CLEAR OPENING: FOR ANY NOMINAL OPENING WIDTH "N", THE U.S. ADA CLEAR OPENING WIDTH IS $48\text{-}5/32 - (96 - N) / 2$, AND THE CBC OPENING WIDTH IS $46\text{-}17/32 - (96 - N) / 2$.
CA CBC EXAMPLE: IF A = 6’0", OR 72", THEN $46\text{-}17/32 - (96 - 72) / 2 = 34\text{-}17/32$ CLEAR.
3. ORDER CLOSERS USING ONE OF THE FOLLOWING OPTIONS:
- P2-90-3T FOR 4003T (34"-42" WIDTH) STD TEMPLATE.
- P2-90-4T FOR 4004T (>42"-48" WIDTH) STD TEMPLATE.
- P2-90-ADA FOR 4003T X ST-2967. ST-2967 SHIPS STD 4040XP CYLINDER; SPRING SETTING MUST BE FIELD ADJUSTED TO CLOSE THE DOOR.
- MAY SUBSTITUTE (REF NOTE 5) 4000T WALL MOUNTED CLOSER WITH 4040XP DOOR MOUNTED CLOSER AND STD Rw/PA TEMPLATE.
4. MIN 12 GAUGE STEEL BACKER (BY OTHERS) FOR MOUNTING CLOSER TO WALL. EXTEND BACKER PAST SIZE OF CLOSER TO SUPPORT MINOR VARIANCES IN CLOSER LOCATION AND DISTANCE TO MOUNTING SCREWS.
5. DIMENSIONAL AND CALCULATED VALUES MAY VARY DEPENDING ON ALLOWABLE MANUFACTURING TOLERANCES AS WELL AS DIFFERENCES IN YOUR OPENING SUCH AS WALL THICKNESS, FRAME AND ANCHOR TYPE.
- SUBSTITUTE HARDWARE MAY BE USED IF AVAILABLE WITH THIS SYSTEM; CHANGES MAY AFFECT WALLS, DOOR DOWNSIZING AND CLEAR OPENING.



(2) 5/8" SHEETS OF WALL BOARD SHOWN WITH 1/2" PENETRATION INTO FRAME (REFERENCE NFPA80)

ALLEGION

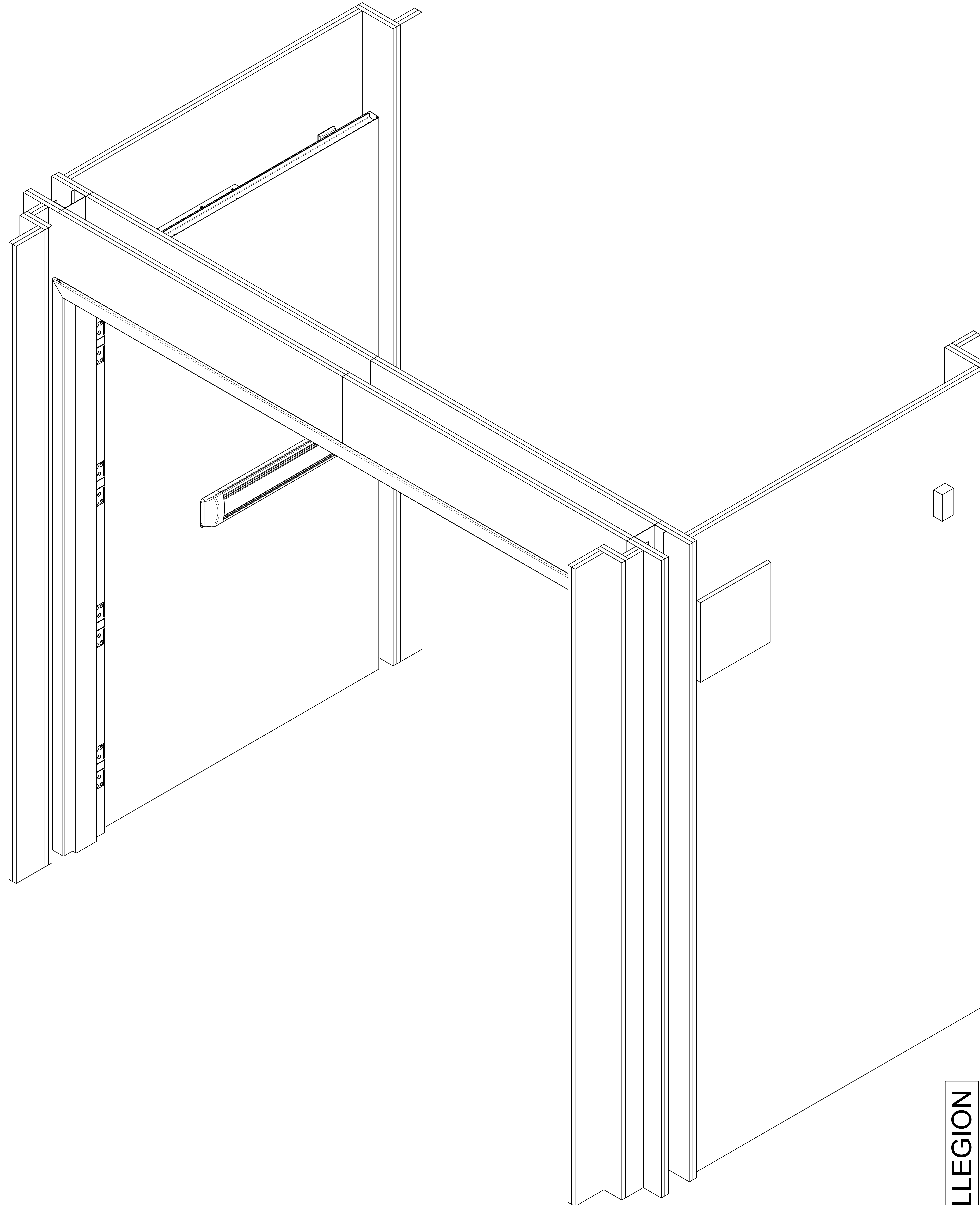
INTEGRATED DOOR SYSTEM

IMPACT SET P2 (91105F Pocket Pivot)

Pair Application (same swing)

COPYRIGHT © 2022 SCHLAGE LOCK CO LLC
ALL RIGHTS RESERVED

v.4/4/2022



ALLEGION

INTEGRATED DOOR SYSTEM
IMPACT SET P2 (91105F Pocket Pivot)
Pair Application (same swing)
COPYRIGHT © 2022 SCHLAGE LOCK CO LLC
ALL RIGHTS RESERVED
v.4/4/2022



IMPACT SYSTEM SET P2 (drawing uses 91105F Pocket Pivot hinge; image P1 shown using 711BSC Beveled swing clear continuous hinge)



IMPACT SYSTEM SET P2 (drawing uses 91105F Pocket Pivot hinge; image P1 shown using 711BSC Beveled swing clear continuous hinge)



IMPACT SYSTEM SET P2 (drawing uses 91105F Pocket Pivot hinge; image P1 shown using 711BSC Beveled swing clear continuous hinge)